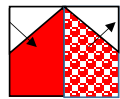
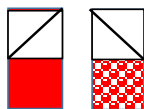




2 1/2" 2 1/2"

Cut 4 - 2 1/2" squares of color

Cut 12 - 2 1/2" squares of light

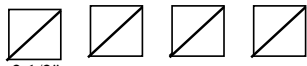
Make 4 - 4--patches for each block.




Cut 4 of each color, for each block
2 1/2" x 4 1/2"

Cut 8 white squares for each block.
Draw a diagonal line on each square.
Place squares on rectangles as indicated.
Sew on the line and trim 1/4" away from the sewn line.
Press toward light on half and toward color on the other set.
Sew two units together, make 4 for each block;

On-point Center square



2 1/2"
Draw diagonal line on 4 - 2 1/2" squares



Place two squares on opposite corners of the large square.
Sew on the lines;



trim 1/4" from sewn lines

Press away from the center of the block.



Place two more squares on opposite corners of the base square;
sew on the lines; trim and press away from center.

