

Patchwork Pieces 2018

V A L L E Y Q U I L T E R S G U I L D , I N C

P R E S I D E N T ' S L E T T E R

Hello Quilters,

As I set my clock forward last weekend, I was reminded that SPRING will be here soon. You may already be planning your garden and fishing trips, looking forward to spending time with children and/or grandchildren, and perhaps taking a trip or two; but what I look forward to the most is more daylight hours and, hopefully, a LOT OF SUNSHINE! As you go about making all of your plans, don't forget to plan time for our number one pastime – making quilts. Sitting on the deck with a glass of iced tea and a quilt that needs binding is something that I enjoy doing on a warm summer day, so I always keep one or two quilts on hand for just that purpose.

My goal this summer is to have a few quick projects ready to tackle on those cold, rainy days that we are sure to have. The Fair Booth Committee is gearing up for another great year and has been working hard to plan and organize some quick projects for us. They are doing most of the work, so you can just grab one or two (or maybe more) to complete at home. We can all contribute to another success-

ful year at the Alaska State Fair... one rainy day and quick project at a time!

Please make sure to join us for the April meeting—It's going to be a blast! We have a FABRIC BINGO game planned which is sure to be fun for each member. The only catch is that you must make your own bingo card (s). Directions were distributed at the March meeting and again via an email to the membership. We sincerely hope that you will join us in participating in this event. Then at the end of the evening, we hope you will donate your bingo cards to the Service Committee. If you missed the March meeting and/or the email, you will find the directions at the end of this newsletter.

DON'T BE SQUARE – MAKE A SQUARE (bingo card)

Until then,

Trying to be a Thermostat

Happy Piecing!

Marcia Harlamert



MEMBERSHIP MEETING MINUTES— March 1, 2018

Marcia Harlamert called the meeting to order at 7:00 pm with 72 members present.

Welcome everyone and March birthday recognition.

Greeting of six guests: Teresa Martin, Emily Urban and daughter Susan, Jennifer Johnston, Jean Braziel and Marge Mitchell; and two new members: Sharon Hall and Denise Statz.

March is National Quilting Month, you can sew as much as you want!

Program

Historian Jill Jackson presented the program this month, and she decided to share some Guild history through stories from our members. First, Kathy Buirge talked about “The Colony Quilt” which was on display in the front of the room. This quilt was made to commemorate the 50th anniversary of the Incorporation of the City of Palmer. After the top was completed, it hung at Just Sew, and anyone who walked in could put stitches into it. Ruth Simpson was next and shared her history of

becoming a quilter and how her acquisition of fabric and the amount she spent changed over the years.

Jeannie Snodgrass told about the Guild starting in 1985 with a handful of people at Pioneer Peak School. They met in homes after that. Jeannie hosted Quilt ‘n Chat every week at her house.

Member Spotlight

Kathy Johnston & daughter, Sarah Lorimer

Sarah is a fight promoter, she hung out with her dad as a kid, and decided to hang out with her mom as an adult and quilt with her. She recently got a new sewing machine, so she is an official “quilt lady” with a “stash” now too.

Kathy has been a member since last year. She collects vintage and antique blocks, quilts, and tops. She rescues quilts by taking the old and making them new. She does amazing work as a hand quilter; she said it takes about four months to do a

queen-size quilt. You can follow her on Instagram @quiltsoutofthecloset.

Linda Brace explained how our raffle basket works for new members and guests. We shop at a local quilt shop in Anchorage or the Valley to fill the basket each month; this month is from Just Sew. Tickets are \$0.50 each, and guests are welcome to participate. Get your tickets at the break. The proceeds from this month will be used to purchase next month’s basket.

Education Minute/ Announcement

Jeannie Snodgrass explained the “15-block Mystery Quilt in 15 weeks” which is all done by email. Cost is \$7.50 per member, and will start on March 15. Cutoff date is March 5. This mystery requires two jelly rolls. The designer is Eleri Taylor from the UK. There will be some “sneaky hints” sent that will help you get organized before it starts. Each week you will make two

Membership Meeting Minutes - March (continued)

blocks (12"). Jeannie wants us to bring our blocks to the meetings to display each month. This is good for beginners; the instructions are very detailed and easy to follow.

Jeannie also mentioned that the Guild has a Facebook page which has been inactive. This will be discussed at the next Board Meeting.

Thanks to everyone who brought snacks for us; they were delicious!

Business Meeting

Marcia Harlamert established that we had a quorum and called the Business Meeting to order. The minutes from the previous Business Meeting stand approved as written in the newsletter.

In response to the question about the over-expenditure of fair bags. This is what Marcia read to the membership:

The Board met with the Fair Committee Chairman to determine exactly

why the committee spent \$1,000 on bags that were budgeted for \$200. After detailed accounting of what transpired, it was determined that there was miscommunication between the committee and the vendor regarding shipping costs and that there was not a clear understanding of the Bylaws regarding the expenditure of funds over \$500. Past practice has been that as long as they had money in their specific (overall) budget they could spend on whatever they chose regardless of each line item. This misconception has been addressed and the Board has determined that there will be specific guidelines written which address the expenditure of Guild funds. All committee chairs will be given these guidelines and will be expected to make purchases in a timely manner, coming to the board with all expenditures that are expected to run over \$500. Once the Board has approved the purchase it will, as required by the Bylaws, be presented to the membership for approval. Hopefully this clarification plus writing and

distributing these procedures to follow will eliminate this happening in the future.

More discussion followed regarding the Treasurer's reports in the newsletters. They are hard to read and understand. The Board is trying to address these issues which are valid points.

If you are not happy with the outcome, come and talk to the Board, and be part of the solution to the problem.

Most important: we are all volunteers, we are doing this because we want to. We can all use more members on our committees. It is supposed to be fun! THE END

Judy Smith made a motion to close the business meeting. Darcey Treadway seconded; motion passed.

Announcements

- We will be playing Quilt Bingo at the April meeting; you can't play without a bingo card. You have to make your own card and bring it to the meeting. There will be

Membership Meeting Minutes - March (continued)

prizes, but only if you bring a card. No limit on how many you can play at once. You can donate your blocks to service after the game if you like. Follow the guidelines—don't cheat. Block should measure 10 ½" x 10 ½". Marcia Harlamert will have some scraps at Open Sew next Saturday to help you get started making your blocks.

- Camp – Good
- DMV – need quilts next month (one large and three small), spring and green theme. You can take your quilt to Just Sew and let Ree Moffitt know.
- Fair Booth – Marcia Healy reported that they are getting going again for this year and looking for committee members to join the team. They are taking in quilts, etc. now for sale at the booth. The April Open Sew will be dedicated to “Sew

for Fair”. They would like larger quilts to sell this year; there are quite a few smaller ones left over from past years. Purses, bags, totes, etc. also sell very well. They will be putting together kits at the March Open Sew which you can check out to complete. Looking forward to another great year.

- 2019 Raffle Quilt – Ree is taking in the blocks that were checked out last month. Bring yours to Open Sew if you didn't turn in tonight.
- Retreat – Raye Krueger reports, “WOW!” The comments were superb; this was the most we have ever gotten back. There were lots of great recommendations to make it even better next year. Raye recognized her committee members for their service. Volunteers are what make these committees work. It's a lot of work, and it really showed this time.

Next Board Meeting: March 7, 2018 – 6:30 pm at MTA

Building

Next Open Sew: March 10, 2018 – 10 am until 11:30 pm

We are reserving the back room for the librarian from 11am until she is finished. Be sure to get all you need from the room before she spreads out.

Next Guild Meeting and Program: April 5 – 7:00 pm at the Depot

Fabric Bingo

Marcia received two requests this week from the community. She declined to have the Guild make 300 bags for the Christmas Friendship Dinner, telling them that we use our time to make quilts. HeartReach Center has asked for help in making 250 blankets for an event they do every April. Contact Marcia Harlamert for more information about this. The event is April 14, and they will accept blankets any time before that. You can use service fabric for this if you like for baby/receiving blanket size.

Membership Meeting Minutes – March (continued)

Deena Straub handed out an information sheet requesting “busy blankets” for dementia/ alzheimers patients in addition to plastic baby dolls.

Who Let the Girls Out

Special Events Committee Chair, Sarah Lorimer, Patti Dubler, and Denise Statz brought information for this year’s event:

- The businesses who display our quilts would like to have them for the entire month of April. These quilts can be sold, just put your contact information on the quilt.
- They are hoping to have a fabric exchange this year. You can take fabric in ½ or 1-yard pieces to exchange; it has to be 100% quilting quality cotton.
- There will be a service quilt set up for hand quilting for anyone to join in.
- Volunteers are needed

for two-hour shifts.

- Sign-up sheet for hanging quilts in a local business for the event is in the back of the room.

See Cindy Montague if you want to buy tickets or check them out to sell for this year’s raffle quilt. The only way we can help education is through the raffle. We can’t give them money. \$3 each or 10 for \$30.

QOV Retreat starts March 21 at Wasilla VFW.

Show and Tell

Drawings

Guests: Jean Braziel
 Block of the Month: Linda Yannikos
 Fat Quarters: Jeannie Snodgrass, Lynn Hubert, Norma Tyler
 Name tag: Melanie Brown
 Door Prizes (provided by Ruth Simpson and Sarah Lorimer): Kim Medlock, Meg Hills, Sharon Hall, Megan Medlock, Jill Jackson, Karen Mulkey, Kay Organ
 Bucket List (\$15 Just Sew Gift Certificate): Jeannie

Snodgrass
 Raffle Basket (from Just Sew): Pat Kilmain

Judy Foster and Ann Davis sold fabric at tables in the back before the meeting and during the break.

Meeting adjourned at 9:05 pm.

Respectfully submitted by
 Kim Medlock, Secretary



Special Board Meeting March 12, 2018

Meeting was called to order by President Marcia Harlamert at 4:00 pm. Others present were: Vice President Linda Brace, Treasurer Pat Kilmain, Parliamentarian Linda Rudolph, Librarian Cheryl Risley, Historian Jill Jackson, and Secretary Kim Medlock

The purpose of this meeting was to discuss what we want to have included on a new Valley Quilters Guild website.

It was decided to have the following tabs along the top: Home, About Us, Calendar, Committees, Special Events, Gallery, and Members Only.

We would like a small search tab at the top somewhere.

We will eliminate maps, links, tips & techniques, FAQ, and donate that are on the current website.

We would like generic contact information at bottom of page along with “follow us on Facebook and Instagram”.

Join and Craftsy links on a sidebar? Maybe static for all pages?

Fred Meyer Community Rewards, Amazon Smile???

The Members Only page will include: Bylaws, Policies, Membership Roster, Newsletters, Library, Block of the Month, Fat Quarters, AccuQuilt Go!, Shop (dues renewal and name tags)

Some of the events will need to link to our PayPal account.

Calendar format: we would like a monthly calendar in square format where you would either click on the event to find out more information or hover over it and have a pop-up with additional information.

Meeting was adjourned at 5:25 pm.

Respectfully submitted by
Kim Medlock, Secretary



Board Meeting Minutes March 17, 18

Meeting was called to order by President, Marcia Harlamert, at 6:30 pm. Others in attendance were: Vice President Linda Brace, Secretary Kim Medlock, Historian Jill Jackson, Parliamentarian Linda Pendergrass, Librarian Cheryl Risley, Jeannie Snodgrass, Elaine Fergen, Marcia Healy, and Sarah Lorimer

Minutes from the February Board Meeting were approved as written.

Treasurer's Report

This was sent via email to the Board members, and there were no questions.

Committee Reports

- **Camp** – Linda Brace
Camp is full. There were two people who signed up and paid their fees only to discover later that they were not current Guild members. Their money was sent back and were offered to be put on the waiting list.

- **Education** – Jeannie Snodgrass

15 Blocks in 15 Weeks
Mystery Quilt: there are 53 people participating, the preliminary steps have been sent out, and a private Facebook page has been set up.

- **Fair booth** – Marcia Healy

They had a meeting on Friday and did some cutting for “Sew for Fair” at the April Open Sew meeting on April 14.

- **Hospitality**

Karen Tomczak is the new chairman.

- **Raffle** – Elaine Fergen
The blocks for the 2019 Raffle Quilt have been pieced and turned back in.

Unfinished Business

- Inventory lists from 2017 have only been received from Service and Education. Board Liaisons need to get with their committees to make sure they complete their inventory and get it turned in to Historian, Jill Jackson.

Each Committee Chair needs to keep a blank inventory sheet in the box. This needs to be done at the end of EVERY year.

- Quick Fixes to the Policies

Linda Pendergrass made a motion that we table the policies until next month. Jill Jackson seconded; motion passed.

New Business

1. Length of Meeting

This month at the Membership Meeting there were three announcements which were unplanned and not on the agenda. This causes the meetings to run too long. Linda Pendergrass made a motion to put a three-minute time limit on announcements and have a sign-in sheet before the meeting for those who are not on the agenda. Cheryl Risley seconded; motion passed.

**Board Meeting Minutes
March 17, 18**

2. Who Let the Girls Out

Sarah Lorimer is willing to take this on as a “Special Event”. She will contact Cindy Montague regarding display and sale of raffle tickets during the event.

3. Request from Mary Thompson

She would like to do a trunk show during the April meeting before she leaves the state. Marcia will let her know that she can hang her quilts at the meeting. It was suggested that she label them with any information she wants the group to know. Marcia will make an announcement about the quilts and let the membership know that Mary can answer questions during the break.

4. Midsummer Garden and Art Faire

Marcia received a phone call from the person in charge of this event who requested that we allow them to have the Depot on our normal Open

Sew day in July. There was discussion that the City of Palmer does not allow the space to be sublet, and that we would still be responsible for the building if anything were to happen. There is a lot that happens on our Open Sew days besides sewing (meetings, etc.). The answer is NO!

5. Website and Social Media Issues

Sarah Lorimer proposed that in order to get the younger generation involved in the Guild, we need to be using social media in addition to making our website more user-friendly and easy to update/edit. Sarah has credit with Beacon Media, a company who builds websites, that she wants to donate to the Guild for them to build us a new website. Their projected cost is \$3,800 which would be completely donated. Linda made a recommendation that all the Board Members look at the current website to deter-

mine what we want and don’t want in a new one.

Linda Pendergrass made a motion that we accept and pursue the offer of Sarah Lorimer to fund the redesign of the Valley Quilters Guild website at no cost to the Guild. Cheryl Risley seconded; motion passed. The Board will meet to discuss how this is going to work and come back to the Membership with guidelines/parameters. We will have a Special Board Meeting on Monday, March 12, 4:00 pm. Kim Medlock will check with Little Miller’s Café as a location for this meeting and let the Board Members know.

Sarah also gave a short presentation on using the Square for taking credit cards at meetings, during the fair, etc. One of the features of the Square is to have an inventory which could be very useful for the Fair Committee. There was much discussion about this. Jeannie Snodgrass volun-

Board Meeting Minutes March 17, 18 (cont.)

teered to help get the Fair Booth inventory into the Square inventory system if that is something the Board decided to pursue.

Next, Sarah talked about the importance of Facebook and Instagram to get our name and message out to the younger generation. These are easy and cost us nothing. Linda Pendergrass made a motion that we go ahead and start using Facebook and Instagram. Jill Jackson seconded, motion passed. There was discussion then about having a controlled group which will make decisions about what will be displayed on social media. Cheryl Risley made a motion that the Board of Directors of the Valley Quilters Guild be the administrators for Facebook and Instagram. Linda Pendergrass seconded; motion passed. Sarah offered to do a training for the Board Members.

Our Historian will now be able to post pictures from the meetings, open sew, etc.

There was discussion about anyone who would not want to have their picture on the internet. We will post an opt-out sign at our meetings. Sarah will help with the wording, and send it to Kim Medlock for signs to be made.

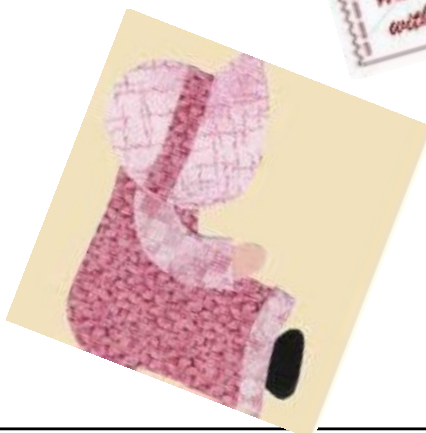
Mail/Suggestions

Nothing this month.

**We had an Executive Board Meeting on Thursday, March 1, before the Membership Meeting.

Meeting was adjourned at 8:37 pm.

Respectfully submitted by
Kim Medlock, Secretary



BOARD MEMBERS

President— Marcia Harlemart	president@valleyquiltersguild.com
Vice President —Linda Brace	vicepresident@valleyquiltersguild.com
Secretary —Kim Medlock	secretary@valleyquiltersguild.com
Treasurer — Pat Kilmain	treasurer@valleyquiltersguild.com
Historian — Jill Jackson	historian@valleyquiltersguild.com
Parliamentarian - Linda Pendergrass	parliamentarian@valleyquiltersguild.com
Librarian— Cheryl Risley	librarian@valleyquiltersguild.com

Committee Chairs

DMV	Ree Moffitt	dmv@valleyquiltersguild.com
Education	Jeannie Snodgrass	education@valleyquiltersguild.com
Fair Booth	Marcia Healy	fairbooth@valleyquiltersguild.com
Fair Exhibit	Sharon Berna	fairexhibit@valleyquiltersguild.com
Gaming	Cindy Montague	gaming@valleyquiltersguild.com
Grant	VACANT	grant@valleyquiltersguild.com
Hospitality	Karen Tomczak	hospitality@valleyquiltersguild.com
Member Liaison	Kathy Buirge	memberliaison@valleyquiltersguild.com
Newsletter	Carrie Whitford	newsletter@valleyquiltersguild.com
Quilt Camp	Linda Brace	quiltcamp@valleyquiltersguild.com
	Jackie Warren	
Raffle Quilt	Elaine Fergen	raffle@valleyquiltersguild.com
Retreat	Raye Krueger	retreat@valleyquiltersguild.com
Service	Patty Livingston	service@valleyquiltersguild.com
	Charlotte Honner	
Special Events	Sarah Lorimer	specialevents@valleyquiltersguild.com
Technology	VACANT	techadvisor1@valleyquiltersguild.com
Advisors		techadvisor2@valleyquiltersguild.com

PATCHWORK PIECES 2018

TREASURER'S REPORT

INCOME February 2018	
Dues-check/cash	\$600.00
Retreat-cash/check	\$150.00
Quilt Camp	\$5,940.00
Newsletter	
No name tag fines	\$0.50
Classes	
Name Tags	\$12.00
Donations	\$65.00
Magazine subscrip- tions	
Table Rent/Ads	
State Fair	
Fundraising	\$182.24
Interest	\$0.70
TOTAL INCOME	\$6,950.44

EXPENSES February 2018		
Depot Cleaning	\$200.00	Feb/Mar
Storage Unit Rent	\$145.54	Feb/Mar
Name tags	\$12.00	
Hospitality		
Service	\$158.81	
Retreats	\$564.40	
Quilt Camp	\$312.91	
Historian		
Magazine sub- scriptions		
Tech Setup	\$50.00	
Website		
Depot rental		
Fair Booth Sup- plies/Repairs		
Fair Booth Space Lease		
Sales Tax		
Administration/ Miscellaneous	\$37.99	
TOTAL EXPENSES	\$1,481.65	



Checking -January 31, 2018	\$12,417.56
Plus Income -February	\$6,950.44
Less expenses - February	\$1,481.65
	\$17,886.35
Plus checks not cashed	\$285.76
	\$18,172.11
Savings - February 28, 2018	\$27,847.05

BLOCK OF THE MONTH

Education Committee Presents:



March - Alaska Homestead

Unfinished Size - 10 1/2"

Background - yellow

Colors - 2 different blues

"15 Mystery Blocks in 15 Weeks" Email Jellyroll Challenge began March 15 for the 53 members who signed up. LOTS OF GREAT BLOCKS have been made the first week! See the **EXCITING VARIETY OF COLORS & FABRICS** used at the April guild meeting on the wall at Education.

Crayon Challenge 2018—SIGN UP CONTINUES...

Participants will draw two colors from many crayons, mark their colors on a card, sign their name, take their crayons, and make a quilted item using their chosen colors, in all the shades they choose, by October 2018. Completed quilts make you eligible for a prize.

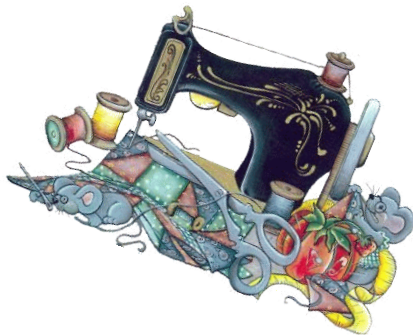
Bucket List

Continue to turn in your UFO's to be eligible for each month's drawing for Just Sew and Sylvia's Gift Certificates — you get as many chances as items you complete in the month.

NEW (optional): Beginning in April, you can draw a number at the Education table to encourage you to complete that item on your Bucket List for the month of April. Numbers will be from 1-12, even though you can enter more UFOs on your Bucket List.

CALENDAR OF EVENTS

- Thu Apr 05 @ 7:00PM -
Membership Meeting
- Wed Apr 11 @ 6:30PM -
08:30PM
VQG Board Meeting
- Sat Apr 14
@10:00AM - 11:30pm
VQG Open Sew
@11:am to 5pm
VQG Sew for Fair
- Thu May 3 @
7pm - Membership
Meeting
- Wed May 9
6::30 pm—8:30pm
VQG Board Meeting
- Sat May 12 @
10am—11:30pm
VQG Open Sew



FAIR BOOTH COMMITTEE

This year's committee is ramping up for another busy and productive fair season.

Our Sew for Fair is from 11am to 5pm on Saturday, April 14. We're hosting a potluck lunch and there will be lots of kits to work on! Come for any or all of the day. A few new items for kits: aprons, windowpane potholder, grocery bags, and feed sack bags. These are all super easy and quick.

Then there are the popular favorites that sell so well at the booth: Halibut potholders, Ulu potholders (new last year), Kuspuk potholders, casserole carriers, microwave bowls, children's books, table runners and more. Hope you can participate on Saturday, or at least check out a few kits.

We'll be at the April guild meeting accepting contributions and have kits available for check out.

The dates of fair are: August 23 to September 3. **DEADLINE FOR** turning in quilts is August 2.

Thank you for your marvelous support in past years. Let's make this year another banner year.

SERVICE COMMITTEE

BIRTHDAY QUILT CHALLENGE: For 2018, Service is once again issuing a Birthday Quilt Challenge. In the past, it has been traditional for each member to donate a finished quilt to the Guild in honor of their own birthday. This is a way for the Guild to increase the number of finished quilts available to be gifted to the community.

In 2018, if you donate, to Service, a finished quilt [baby size, 40”x50”, or larger], you will be entered for a chance to win a \$50 gift card at the end of the year. You may enter only once. Service fabric, batting and/or backing may be used for making the quilt. Items may be selected from the Service stash on meeting days, prior to 5:00 p.m., or on Open Sew days, when Patty Livingston and/or Charlotte Honner are in attendance. Please have available how much yardage you need. [The donation does not have to be in the month of your birthday. You will be entered in the drawing if a quilt is donated no later than the December 2018 General Membership meeting.]

FREE ZIPPERS: Service has a box of used zippers, mostly metal, at the Service table. They are free to whomever would like some. We also have glue sticks for sale: \$1.00 for 15 sticks.

APRIL MEETING DAY – THERE WILL BE a work session for Service prior to the April General Membership Meeting, starting at 1:00 p.m. **have glue sticks for sale: \$1.00 for 15 sticks.**



ACQUQUILT GO CUTTER [no more scissors]

ACQUQUILT GO CUTTER will be available at the Depot for use by members in the afternoon prior to the April General Membership Meeting starting at 1:00 p.m. The cutter is also available on Open Sew days. The Accuquilt GO Inventory can be seen on the Guild website.



Fabric Bingo Card Instructions

Please read the following directions all the way through before beginning to cut your fabrics.

You will need 25 small squares of fabric, each measuring $2\frac{1}{2}$ inches square, from which to construct your bingo card. Choose your fabrics from the following categories: *batiks, dots, florals, geometrics, hearts, leaf prints, metallic, holiday, novelty, paisley, plaid, solids or tone on tones, stars, stripes, and 1930's prints*. Your completed bingo card will be a 25 patch — 5 rows of 5 squares each.

When cutting out your squares be sure to use fabrics from the categories listed above. You do not have to use all of the categories, but try to have an assortment. *It is important to use 5 different categories in each color row.*

As you are joining the squares, please use an accurate $\frac{1}{4}$ " seam allowance.

1. Join 5 ($2\frac{1}{2}$ " squares of assorted yellow and/or orange prints to form one row.



Note that each square is from a different category: paisley, tone on tone, novelty, plaid, and stripes. Your categories do not have to be the same as those in the example — use whatever is in your stash!

2. Join 5 ($2\frac{1}{2}$ " squares of assorted red prints to form another row.




(1930's print, geometric, stars, dots, tone on tone) When choosing your fabrics, you may repeat categories from other rows.

3. Join 5 ($2\frac{1}{2}$ " squares of assorted blue prints to form a row.



I have used plaid, stars, batik, geometric, holiday. You may use whatever 5 categories you want in each row.

4. Join 5 ($2\frac{1}{2}$ " squares of assorted green prints forming a row.



floral, geometric, batik, dots, solid

5. Join 4 ($2\frac{1}{2}$ " squares of assorted pink and/or purple prints into two pairs. Sew one of the pairs to one side of a black square ($2\frac{1}{2}$ "), and the other pair to the opposite side of the black square. This is your final row.



plaid, floral, BLACK, stripes, solid

6. You now have 5 rows of 5 squares each. Join the rows to form a 5 x 5 square. Join the rows in whatever order you wish, AS LONG AS the pink/purple row is row three of the five. The black square will be the free space at the center of the "card".



Your completed bingo card should measure $10\frac{1}{2}$ " square — raw edge to raw edge.





pink/ purple row with black center square



As in traditional bingo the more cards you have in front of you, the more chances you have to win. Feel free to make as many cards as you like, following the above directions.

At the end of the evening, we will ask for donations of bingo cards. Volunteers will assemble them into quilts for service quilts.







BUY/SWAP/LOOKING FOR/WANT TO GIVE AWAY







 This is for any Guild member who wants to buy or swap a quilting-related item or is looking for a specific quilting-related item or who wants to give away a quilting-related item. There is no charge for submitting a brief description and your contact information. 
 





 To participate, 

 email your item description and contact information 

 to Judy Foster (jfoster@mtaonline.net) 

 by the 10th day each month for inclusion in the next newsletter. 

 Any request will be for only one month unless you contact Judy before the deadline the following month to renew. We will try this for a few months and see what the participation and responses are before deciding if we will continue this. Please note that no “For Sale” items will be included in this column. The policy of charging for “For Sale” ads in the newsletter is not affected by this new column. 
 
 

 So please let Judy know each month by the 10th if you have an item you want to buy/swap/find/ or give away. 
 



DUES and LIFETIME MEMBERSHIP

2018 Dues can be paid to the Treasurer anytime. They remain at \$35 for renewing members and \$40 for new members.

Do you qualify for a Lifetime Membership? If you have ten consecutive years of membership and have reached the age of 65, then you do. Lifetime Membership brings the privilege of not paying annual dues while enjoying all the benefits of guild membership. Of course, you may wish to donate to the Guild in lieu of paying dues, and we are happy to accept your donation (that might have a tax advantage to you).

When you qualify for Lifetime membership, please tell the Treasurer or Membership Liaison so the designation will be changed in our records. Otherwise, when you stop paying dues, you will no longer receive the newsletter or have member access to the website.

ADS IN THE NEWSLETTER

If you'd like to place an ad in the newsletter, you need to pay the treasurer, Pat Kilmain (treasurer@valleyquiltersguild.com), and then get your copy and proof of payment to the newsletter editor, Carrie Whitford (whitfcj@hotmail.com).

The prices are:

\$5.00 one line / \$10.00 ¼ page /

\$15.00 ½ page / \$20.00 full page.

*Info is due by the third Wednesday of the month.

Thank you!



April Birthdays

Bonna Downs

Lynne Wince

Elaine Fergen

Linda Yannikos

Marcia Healy

Linda Kau

Jillian Ling

Jan Luce

Bethel Puhl

Vivian Williams



Things to Bring to April Meeting

1. Name Tag
2. Fat Quarters—gold and brown
3. Block of the Month— Alaskan Homestead
4. Service Items
5. Bucket List
6. Bingo Card



Special Notes

Thanks everyone for the cards, prayers and good wishes last month! I'm feeling "normal" now.

Love you all!

Ruth Simpson





HOSPITALITY- MONTHLY SNACKS AS- SIGNMENTS BY LAST NAME:

APRIL: L, M, N, O, P, Q, R

MAY: S, T, U, V, W, X, Y, Z

JUNE: A, B, C, D, E

July: F, G, H, I, J, K



The Library is open on Thursdays of the Guild meeting days and on Saturdays - Open Sew days.



Valley Quilters Guild
P.O. Box 2582
Palmer, AK 99645
E-mail: info@valleyquiltersguild.com

